



2020 Annual Report

Local Impact

We currently purchase products and services from **238** Local Vendors, Producers, and Farmers. In 2020, we invested **\$2,925,872** in local products to sell at the Co-op. That's **25.9%** of our total purchases for the year! In 2020, you raised **\$67,039** for our Partners of the Month!



Employment

We currently have **93** employees, **67** of whom work with us full-time.

95% of our employees are eligible for healthcare benefits.

Littleton Food Co-op paid out roughly **\$2.9 million** in wages last year.

Including **\$265 thousand** in COVID-19 Bonus Pay.

Sustainability

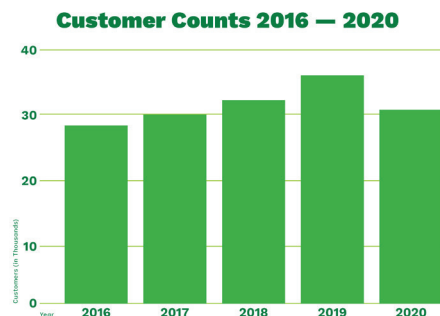
Solar

We have one-hundred and five solar panels between the roof of the expanded building and the pavilion.

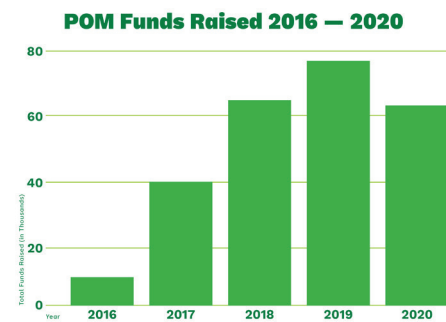
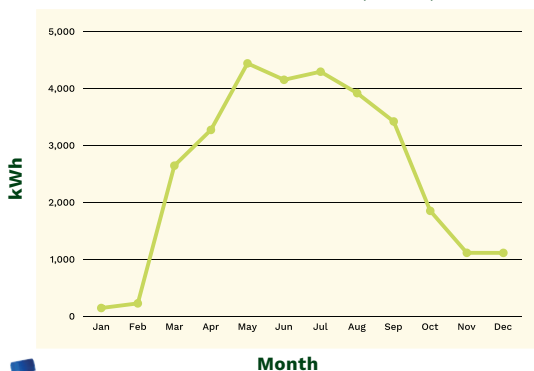
This time last year, these panels had saved a lifetime total of **122,357 lbs** (61.2 tons) of CO₂ emissions.

We're proud to report that as of 4/2021, our solar generation has saved a lifetime total of **165,011 lbs** (82.5 tons) of CO₂ emissions since being activated in 2017.

This carbon offset is roughly equivalent to planting 1246 new trees!



Solar Generation (2020)



To date, our water filling station has saved as many as **29,385** water bottles.

In 2020, we processed returns for **11,032** glass bottles.



Events & Edu.

Year	# of Events
2018	39
2019	55
2020	29

The pandemic put a damper on our ability to hold in-store events, but we soon adapted with online events, virtual tours, and webinars. **In 2021 we hope to get back to all the exciting classes and events you've come to love from the Co-op!**

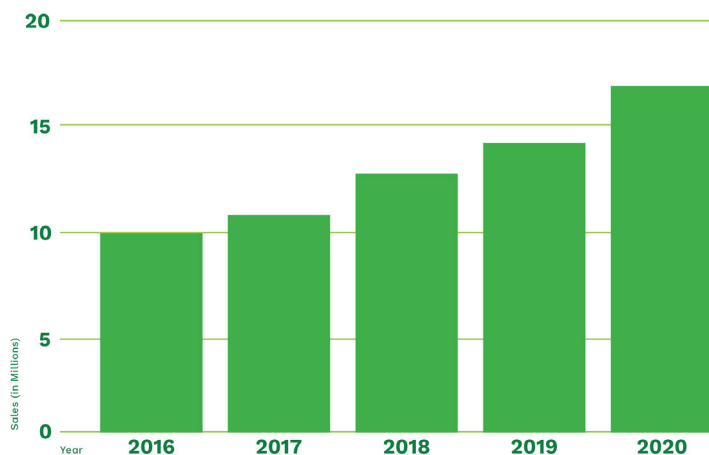
Member Engagement

Cast your vote in the 2021 Election for the Littleton Food Co-op Board of Directors!

Online voting is open from 12^{AM} on April 30 through 11:59^{PM} on May 15, 2021. Members must have four or more shares and be listed as the primary name on their Membership to be eligible to vote.

For more information about this year's election, visit www.LittletonCoop.com/Vote

Annual Sales 2016 — 2020



Healthy Food Access

Healthy Food Access (HFA) is Littleton Food Co-op's Member Support Program for participants in SNAP, SSI, SSDI, WIC, and recipients of VA benefits or other applicable form(s) of supplemental income.

For More info on our Healthy Food Access Program, check out Page 23.

In 2020, we had **75 HFA recipients** — with 25 being new recipients and/or new Littleton Food Co-op Members this past year. In total, cumulatively, our HFA Members saved roughly **\$33,729** on their groceries last year at the Littleton Food Co-op.

Three Year Financial Highlights



Summary of Operations

	FY 2020	FY 2019	FY 2018
Net Sales	\$16,873,312	\$13,551,995	\$12,760,368
Cost of Goods Sold	11,120,811	9,118,796	8,570,274
Gross Profit	\$5,752,501	\$4,433,199	\$4,190,094
Ops, Gen. & Admin. Exp.	4,951,357	4,154,194	3,872,797
Interest Expense	415,475	422,118	428,829
Other (Income) Exp.	(211,873)	(192,845)	(177,337)
Pat. Refund from Coop	400,000	-	42,000
(Ben.) Prov. for Income Tax	39,584	13,300	2,800
Net Income (Loss)	\$157,958	\$36,432	\$21,005

Balance Sheet Data

	FY 2020	FY 2019	FY 2018
Current Assets	\$3,112,849	\$1,812,810	1,694,312
Prop, Plant & Eqpmnt -Net	5,586,772	5,783,622	6,021,647
Other Assets	391,528	356,256	358,718
Total Assets	\$9,091,149	\$7,952,688	\$8,074,677
Current Liabilities	1,394,578	1,002,870	982,088
Long Term Debt (Less Current Mat.)	\$6,364,767	\$6,041,990	6,261,578
Deferred Tax Liability	98,700	64,100	50,800
Member Equity	1,233,104	843,728	780,211
Total Liabilities & Equity	\$9,091,149	\$7,952,688	\$8,074,677
Member Contributed Capital	698,490	463,040	431,790

Note: These figures are a consolidation of Littleton Food Co-op and Littleton Food Market activity.

Membership

2019

7249 Total Members.
610 New Members in 2019,
 with **41%** of them (255) fully
 joining (4 or more shares).
 Our members cumulatively
 saved **\$77,181** via member
 discounts* in 2019.

2020

7817 Total Members.
567 New Members in 2020,
 with **48%** of them (274) fully
 joining (4 or more shares).
 Our members cumulatively
 saved **\$115,241.76** via
 member discounts* in 2020.

* Member Discounts Include Member Discount Days, Senior Days, Birthdays, Business Discounts, and Wellness Wednesday Discounts.

Total Members 2016-2020

